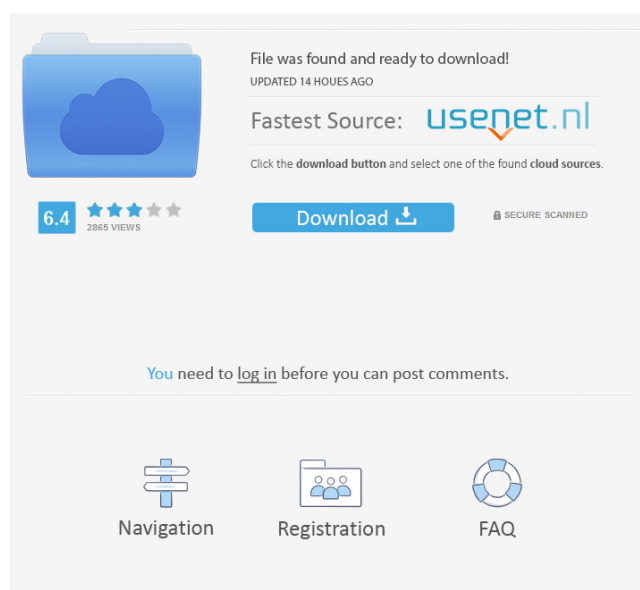

Windows To Go Upgrader Crack Serial Number Full Torrent For Windows


[Download](#)





File was found and ready to download!
UPDATED 14 HOURS AGO




Fastest Source: [usenet.nl](#)

Click the **download button** and select one of the found **cloud sources**.

6.4  2865 VIEWS

[Download](#)   SECURE SCANNED

You need to [log in](#) before you can post comments.

 Navigation  Registration  FAQ

Windows To Go Upgrader Crack + Incl Product Key Download PC/Windows

This is a Windows To Go Upgrader Cracked Version, which is a small utility that allows you to upgrade the firmware of a Windows To Go USB hard disk. The Windows To Go Upgrader does not replace the official firmware upgrade service provided by Microsoft. Is this really the official Upgrader? Or maybe an unofficial extension of the official Upgrader? Is it just a helper tool that does its job well? A: The purpose of this application is to allow you to upgrade the firmware on USB-connected hard disks. To do so, the application goes through a number of steps. It first checks whether the hard disk has already been upgraded.

If so, it automatically moves on to the next step. If the disk has not been upgraded, the application reads the settings stored in the disk's ntldr and chainloads the new Windows 8.1 files. As far as I know, this is an entirely unofficial tool, and is not approved by Microsoft. Microsoft doesn't seem to have a process in place for dealing with third-party tools that only assist in upgrading firmware. As such, it is not included in the Windows DVD that's normally installed when you upgrade Windows. This tool can be downloaded directly from the Microsoft website at [http://www.microsoft.com/windows/windows7/whatsnew/windows7to-go-upgrader.aspx](#), Phys. Rev. E **[**54**]**{}, 6024 (1996). M. Sperl, A. Zippelius, Phys. Rev. E **[**68**]**{}, 051405 (2003). M. Stöhr, B. Widom, J. Chem. Phys. **[**80**]**{}, 4756 (1984). J.S. Huang, L. Zulian, J. Chem. Phys. **[**94**]**{}, 7346 (1991). C.J. Amadon, J. Phys. Chem. B **[**105**]**{}, 4079 (2001). T. Biben, P.L. Krapivsky, and E. Ben-Naim, Phys. Rev. Lett. **[**94**]**{}, 100602 (2005). F. Alava, P.L. Krapivsky, and S. Redner, J. Phys. A **[**32**]**{}, 3397 (1999)

Windows To Go Upgrader Crack With License Key Download

Win64: x64 key macro to open a Run or Prompt window (Windows To Go Upgrader). Win32: Win32 key macro to open a Run or Prompt window (Windows To Go Upgrader). FUNCTIONS: Windows To Go Upgrader Support Windows To Go Upgrader comes with advanced support for Windows To Go, offering a variety of options to perform various upgrades. For example, you can upgrade from a Windows To Go drive or a Windows Server VM, or upgrade to a new version of Windows To Go. The help file, which can be accessed through the Get Help... button, provides descriptions of each of the features, showing how to use them. Prior to getting started, the system should have a working connection to the network and a Windows To Go device. STEP 1. Connect to the network If the device is connected to the network, the network connection and firewall should be configured properly. If the device is not connected to the network, a connection can be established using the following steps. 1. Start the Windows To Go Upgrader. 2. Click the Start button, type about:support in the search bar, and press Enter. 3. In the results list, select the check box for Windows To Go Upgrader Support, and then click the Open button. 4. If the check box is not visible, select the check box to open the Help file, and then click the Open button. 5. Open the Help file, and then click the Close button to close the file. STEP 2. Connect to the Windows To Go device If the device is not connected to the network, a connection can be established using the following steps. 1. Start the Windows To Go Upgrader. 2. Click the Start button, type about:support in the search bar, and press Enter. 3. In the results list, select the check box for Windows To Go Upgrader Support, and then click the Open button. 4. If the check box is not visible, select the check box to open the Help file, and then click the Open button. 5. Open the Help file, and then click the Close button to close the file. 6. Close the Get Help... window. 7. Connect to the Windows To Go device. 8. Click the Start button, type about:support in the search bar, and press Enter. 9. In the results

77a5ca646e

Windows To Go Upgrader Crack + For Windows

Windows To Go Upgrader takes a Windows To Go device to a newer version of Windows and allows it to be upgraded to the newer version. It is not a replacement for an in-place upgrade, however, and should not be used as a replacement. The USB device must be Windows To Go enabled and its integrity must be verified before attempting the upgrade. This tool will not be able to start Windows To Go-enabled devices that are not present on a supported Microsoft Windows system or that have been removed from the Windows system (using Setup, Device Manager or other methods). It is currently supported only on Windows 8 and Windows 8.1 systems. To verify the integrity of a Windows To Go device, refer to this page in the Help and Support Center. As no indication is offered to what the buttons do, I can only assume that the first button enables Windows To Go Upgrader and the second button (or click) brings you back to the program's main screen. Is there a third button or (and) a main menu? After having performed the task, I find the status bar, which offers various icons, the first two of which are labeled to the left and right of the button. It is labeled "Windows To Go is enabled" and "Windows To Go is disabled". Is the word "disabled" correct? As stated in the very short Windows To Go Upgrader description, there is only one action that the Upgrader can perform, namely to check whether a Windows To Go device can be upgraded or not. There does not appear to be any option that tells the Upgrader to perform a clean upgrade. So, Windows To Go Upgrader is either enabled or disabled, with no in-between status. Does this mean that, if Windows To Go Upgrader is enabled, Windows To Go is enabled? Yes, Windows To Go Upgrader is for checking whether Windows To Go is enabled, whereas Windows To Go is for the actual upgrade itself. So, is Windows To Go Upgrader really a simple backup utility with two buttons? Yes, Windows To Go Upgrader has two basic actions: Check whether a Windows To Go drive can be upgraded to a newer version of Windows. Upgrade the Windows To Go drive to the newer version. In the first action, one needs to click the button labeled "Windows To Go is enabled". Doing so will start a query whether the Windows To Go drive can be

What's New in the?

Virtually Disk Creation Utility Size: Extract the zip file and locate the VTG file you wish to run. Unzip the file to a location on your computer. Open the VTG file with an application that can run VTG files (such as VirtualBox). In the menu bar, select the menu Tools -> Virtual Machine Manager. The Virtual Machine Manager opens and displays a window. Select the disk in the left pane and click the Add button to add a new disk. Select the Virtual Machine named (default) in the left pane and click the Add button to add a new virtual machine. Click the New button in the Virtual Machine Manager to create a new virtual machine. Select the disk you want to be used for the virtual machine from the New Virtual Machine dialog. Click OK to create the virtual machine. Welcome to the epic history of America's worst president With John Adams, the first president, only three days into his term, a fiscal crisis was forcing him to borrow millions of dollars from British creditors. The country was in a post-colonial state of confusion, with new states declaring independence from Great Britain and Spain, and Washington fending off an Indian uprising. Finally, Adams asked Congress to declare bankruptcy. In doing so, he unknowingly created a precedent that would be invoked decades later by the Southern slave-holding states of the Confederacy when they won the Civil War, an event that effectively ended the American experiment of democratic self-government. Story Continued Below The founding fathers were keenly aware of this potential for disaster. Just two years into the presidency, one of Adams's backers, Henry Knox, wrote to George Washington: You and I will go down together, or not at all. The House of Representatives have it in their power to blast him out of the chair; and, if he should be left in, the empire will be lost. Thomas Jefferson, another founding father and Adams's successor as president, responded that the House was not the place to handle such a crisis: I am persuaded that if his patriotic conduct, his disinterestedness, and his activity in executing the laws, which he has no personal interest in, or aversion to, but the support of them, should be made known to the people at large, and that, too, without their interference, he would receive a larger share of their confidence than any other man. But there are few subjects that so much require secrecy. Later, Jefferson warned Adams that the country would be ready to overthrow him: I have heard them now for six months express their doubts whether Adams could continue in office six months. It is the opinion of about half the nation that he cannot; and this opinion will be revived the moment they have done any thing. As Adams grew more embroiled in a scandal over a hidden French spy, Jefferson worried that Washington might

System Requirements:

Minimum: Processor: Intel Core2 Duo OS: Microsoft Windows XP/7/8 Hard Disk: 15 GB available space Memory: 2 GB RAM
Graphics: DirectX 9 Compatible video card or equivalent Recommended: Processor: Intel Core i3 Memory: 4 GB RAM
Minimum: OS: Microsoft Windows XP/7/

Related links:

<http://www.shpksa.com/wp-content/uploads/2022/06/dailnaet.pdf>

<https://kireeste.com/netsnsor-crack-with-full-keygen-free-download-pc-windows-updated-2022/>

<https://efekt-metal.pl/witaj-swiecie/>

<https://bertenshaardhouttilburg.nl/epub-to-pdf-converter-software-crack-free-download/>

<http://shop.chatredanesh.ir/?p=15012>

<http://www.desafiosubmarino.cl/cristosumergido/>

<http://practicea.com/?p=2307>

<https://mypartcar.com/wp-content/uploads/2022/06/falkali.pdf>

https://cscases.com/wp-content/uploads/2022/06/Bluto_formelry_Bluto_XT_Light.pdf

<https://wakelet.com/wake/npzfpFKaSgboHIoJRn8y>